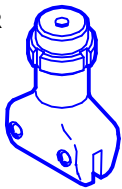


TOOLS

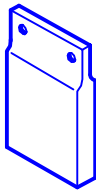
TOOL HOLDER
3001247



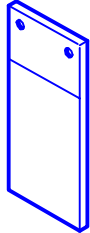
FLEX PIN
4001390



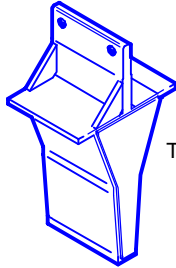
HEAVY-DUTY
8" X 11"
3001235



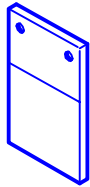
SCORING TOOL
8" X 16"
3001520



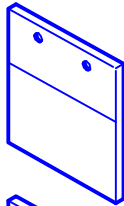
TRENCHING TOOL
8" X 14"
2000792



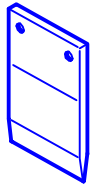
SCORING TOOL
8" X 11"
3001239



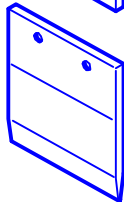
BLUNT CUTTER
12" X 11"
3001237



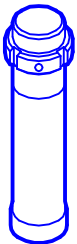
TAPERED
SCORING TOOL
8" X 11"
3001238



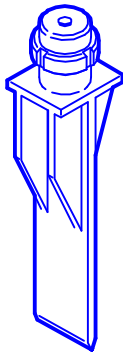
TAPERED CUTTER
12" X 11"
3001236



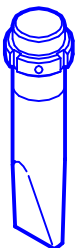
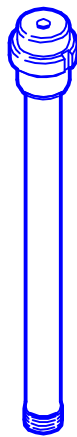
CONCRETE BREAKER
4.5" X 20"
2000354



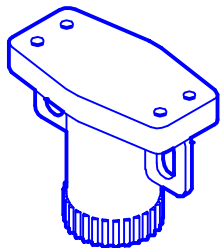
FROST CHISEL
6" X 31"
2000459



POST HOLE PUNCH
3" X 32"
2000791

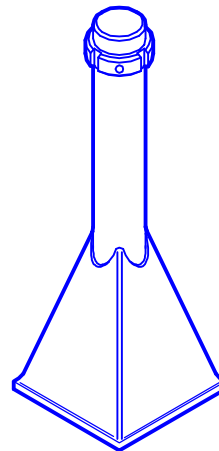
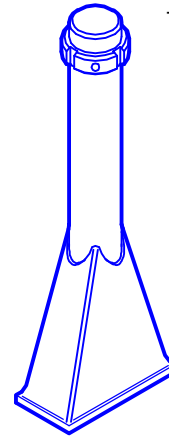


CONCRETE WEDGE
4.5" X 20"
2000355

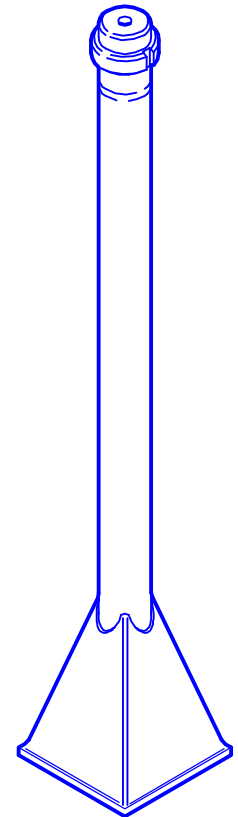


BREAKER HEAD
8" X 14.5"
2000830

TAMPER 6" X 12" X 36"
2000690

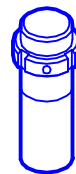


TAMPER 12" X 12" X 36"
2000468


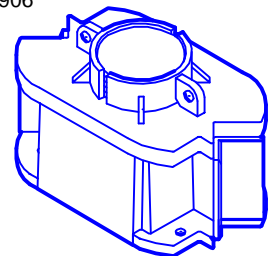


TAMPER 12" X 12" X 72"
2000336

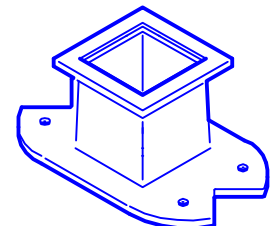
POST DRIVING HEAD
2000906



POST DRIVING HEAD
4.5" X 13"
2000904



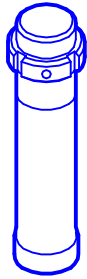
POST DRIVING INSERT
6" X 3" 2000907



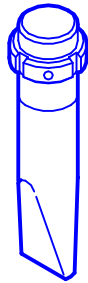
POST DRIVING INSERT



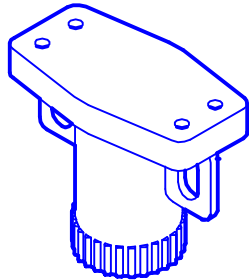
TOOL Applications



2000354
Round Breaker - 4.5" x 20"- 98 lbs. (11cm x 51cm - 45 kg)
Versatile and economical. Most popular general purpose, demolition of roadways and pre-sawn patchwork.



2000355
Concrete Wedge - 4.5" X 20"- 88 lbs. (11cm x 51cm - 40 kg)
Effective concrete breaker where asphalt overlay exists. Wedge point pierces and erupts asphalt while breaking subsurface concrete.



2000830
Heavy Duty Breaker Head - 8" x 14.5"- 285 lbs.
(20cm x 37cm - 129 kg)
For large demolition jobs. Surface area stops tool "sticking" for maximum production. Best choice for crack and seat work, to minimize spalling.

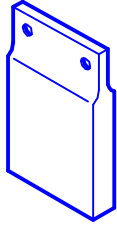


3001247
Tool Holder - 85 lbs. (39 kg)
Standard tool holder to hold blades listed below. Two mounting positions at 90° for longitudinal or transverse cutting.



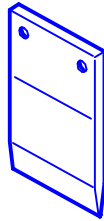
4001390
Flex Pin - .25 lbs. (113 g)
Quick action pin for retaining the tools in the tool holder (3001247) making the changeover of blades an easy operation.

TOOL Applications



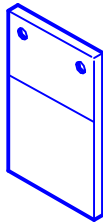
3001235

Heavy Duty Breaker 8" x 11"- 40 lbs. (20cm x 28cm - 18 kg)
Used on heavy concrete where breaking is by shattering rather than by cutting through. Popular for its long lasting performance.



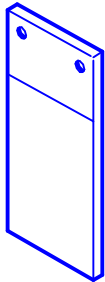
3001238

Scoring Tool (Tapered) 8" x 11"- 19 lbs. (20cm x 28cm - 9 kg)
Used for scoring concrete where it is essential to avoid back fracture.



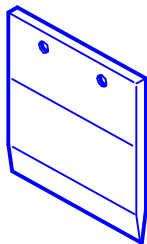
3001239

Scoring Tool (Blunt) 8" x 11"- 20 lbs. (20cm x 28cm - 9 kg)
Used for breaking and cutting concrete, reinforced concrete, trenches, rock, asphalt, and removing road slabs. The most universal tool with the lowest shock value.



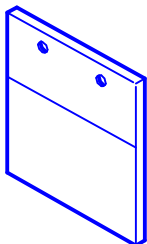
3001520

Scoring Tool (Blunt) 8" x 16"- 30 lbs. (20cm x 41cm - 14 kg)
Same as the blunt scoring tool (3001239) except 16" length.



3001236

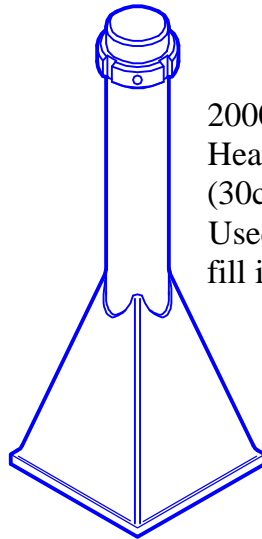
Asphalt Cutter (Tapered) 12" x 11"- 30 lbs.
(30cm x 28cm - 14kg)
The machine leads can be tilted to make the tapered side of the tool perpendicular to achieve a square cut.



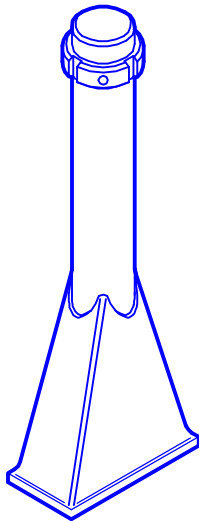
3001237

Asphalt Cutter (Blunt) 12" x 11"- 35 lbs. (30cm x 28cm - 16 kg)
Used for cutting asphalt. Due to its greater width this tool will give a higher output rate than the blunt scoring tool (3001239) when cutting asphalt.

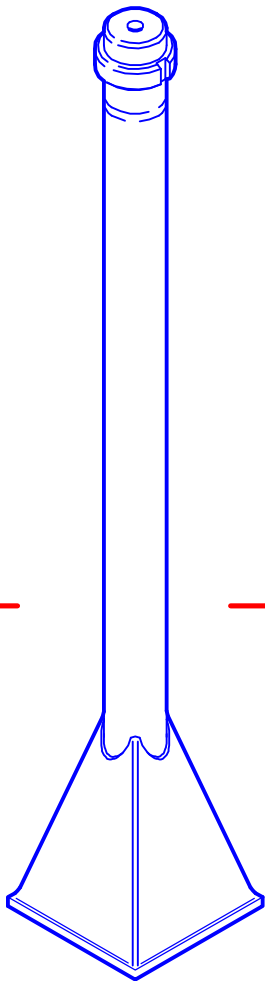
TOOL Applications



2000468
Heavy Duty Tamper 12" x 12" x 36"- 240 lbs.
(30cm x 30cm x 91cm - 109 kg)
Used for compacting floors, trenching and back
fill in confined areas.



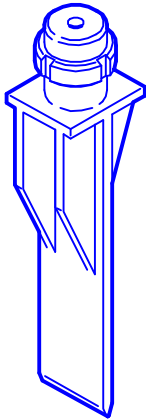
2000690
Heavy Duty Tamper 6" x 12" x 36"- 200 lbs.
(15cm x 30cm x 91cm - 91 kg)



2000336
Trench Tamper 12" x 12" x 72"- 155 lbs.
(30cm x 30cm x 183cm - 70 kg)

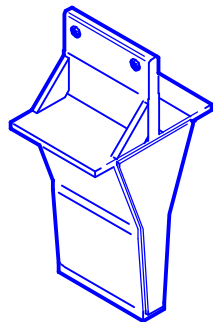


TOOL Applications




2000459

Frost Chisel 6" x 31"- 97 lbs. (15cm x 79cm - 44 kg)
Used for breaking and tearing frozen ground to allow excavating.



2000792

Trenching Tool 8" x 14"- 95 lbs.
(20cm x 36cm - 43 kg)
Used for producing a utility line trench in soil, gravel or asphalt surfaces.



2000791

Post Hole Punch 3" x 32"- 105 lbs. (8cm x 81cm - 48 kg)
Can be supplied up to 12" diameter for punching holes for signposts, parking meters, fence posts or deck supports.