

General®

POSITIVE PRESSURE VENTILATORS



Positive pressure technology for construction and industrial ventilation applications.

Borrowing heavily on the universally accepted, positive pressure ventilation (PPV) concept utilized by fire departments for smoke removal, General's Positive Pressure Ventilators provide ready solutions for many confined space and ventilation applications.

The Model EP17 and GP21 PPV fans are not simply remakes of units designed to fill changing needs of fire departments. Instead, they are the first to put the PPV concept into a practical package for construction and industrial job sites. Based on confined space ventilation and construction market experience, the General PPV fans were developed with additional size, stability and design features for easier operation. Contractors, electricians, plumbers and maintenance personnel now have a simple solution for problems of:

- Creating more productive work environments
- Complying with tough OSHA confined space and respiratory regulations.

PPV technology is a practical and productive solution for many ventilation requirements.

**Blanchard
Machinery**



RENTAL / SALES / SERVICE

Blanchard Machinery Inc.
1890 N.E. 150 Street
North Miami Fla.33181
bmisalz@aol.com
www.blanchardmachinery.net

Positive Pressure Ventilators

Practical Solutions for Construction and Industrial Ventilation Applications



Job Site Flexibility

Simple latching system adjusts air flow direction from -15° to $+20^{\circ}$. Accommodates a wide variety of field applications. No separate pins, locking screws or special tools required. Workers wearing bulky gloves and other protective gear can easily adjust the air flow direction.



Confined Space Ventilation

Provides proper ventilation in OSHA-designated confined space configurations where the use of conventional confined space ventilation blowers is not practical.



Job Site Versatility

Large diameter, pneumatic tires facilitate use on unimproved construction sites. Frame design easily accommodates large variances in entrance configurations. The positive locking brakes hold the unit firmly in position.



Requires Less Work Space

Open shroud configuration creates a more effective seal when operated closer to entrance openings than closed shroud designs. Delivers greater performance in narrow hall corridors and other restricted job site locations.

The Positive Pressure Ventilation Concept

The EP17 and GP21 are powerful solutions for the removal of airborne dust contamination, fumes, high ambient temperatures and other environmentally sensitive processes on construction and industrial job sites.

Positive pressure ventilation is simple and easy to perform. Either gasoline or electrically powered units can be utilized, based on specific location and power availability. The size of the entrance opening and the volume of the work area to ventilate will determine the number of units required. PPV fans can be positioned in series if an entrance size restriction and work area volume require additional air flow delivery. Or, PPV fans can be placed parallel to each other if the entrance configuration requires a broader air flow dispersal pattern.

The PPV fan is positioned in front of the work area entrance and the propeller adjusted so air flow effectively seals the entrance with a cone of air. Unlike conventional fans, PPV fans deliver larger air volumes at higher static pressures. This unique capability seals the entrance and then slightly increases the air pressure equally at all points within the work area.

The pressure differential forces airborne contamination, fumes and high ambient temperatures out through a discharge opening in the work area. Performance can be enhanced by decreasing the size of the work area. Closing off small sections with doors, partitions and windows expedites the ventilation process.

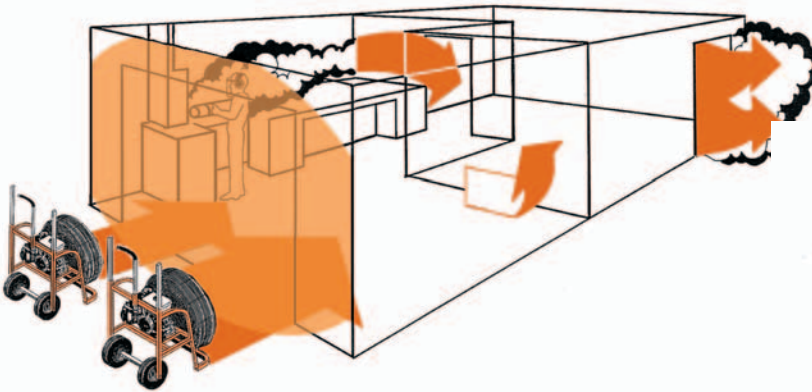
The air flow generated by a gasoline-powered PPV fan is significantly larger than the amount of exhaust produced. The resulting clean air/carbon monoxide ratio normally does not present a major concern if the flow is discharged to the outside atmosphere. It is always recommended that carbon monoxide levels within the work area be constantly monitored with appropriate gas detection equipment whenever a gasoline-powered PPV fan is operated.

PPV APPLICATIONS

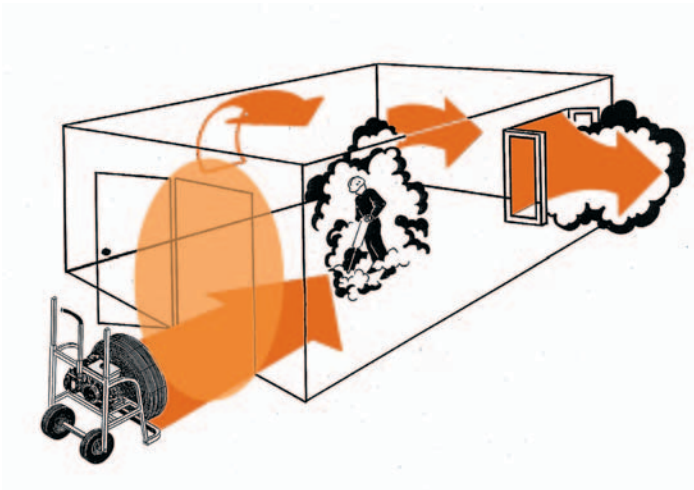
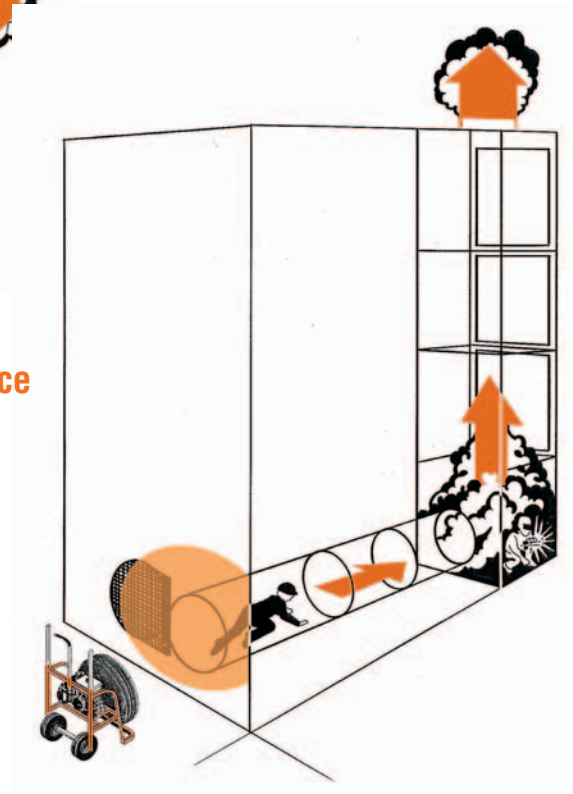
General's EP17 and GP21 Positive Pressure Ventilators are specifically designed for construction and industrial-related job applications. Contractors use PPV fans to ventilate the interior of structures where the following work environments exist:

- *Dust from demolition work*
- *Fumes from paint and toxic floor coatings*
- *Pollutants from hazardous spills*
- *High ambient temperatures*

Ventilation of High Temperatures



Ventilation of Confined Space



Ventilation of Demolition Dust and Fumes

The depicted illustrations show PPV fans sealing entrances to create one-way exiting air flow.

S P E C I F I C A T I O N S

POSITIVE PRESSURE VENTILATORS

MODEL	EP17	GP21
POWER SOURCE	1.5 HP (1.2kw), 3450 RPM, 60 Hz, 115/230 volts AC, single phase, Totally Enclosed Air Over (TEAO) motor, 12.6/6.3 amperes full load. Ball bearing and thermal protection equipped. Motor is factory wired to operate on 115 volts and can be field wired to operate on 230 volts	5.5 HP (4.2 kw) @ 3600 RPM, Honda Model GX160, air cooled, 4-cycle gasoline engine
SPEED CONTROL	Single speed	Governor with manual speed control adjustable to vary blower volume
BLOWER TYPE	5 blade MultiWing® axial	5 blade MultiWing® axial
PROPELLER	Aluminum/steel tapered hub with high strength, reinforced composite blades, keyed armature shaft connection	Aluminum/steel tapered hub with high strength, reinforced plastic blades, keyed crankshaft connection
DIAMETER	16.5" (419 mm)	21" (533 mm)
PROTECTIVE ENCLOSURE	Two section, welded annular ringed configuration of all steel construction. Powder coated for resistance to corrosion and external damage	Two section, welded annular ringed configuration of all steel construction. Powder coated for resistance to corrosion and external damage
GENERAL FRAME	Tubular welded steel	Tubular welded steel
FLOW DIRECTION TILT MECHANISM	Twin, spring loaded latch system, hand deployed, 13 positions, -15° down to +20° upward	Twin, spring loaded latch system, hand deployed, 13 positions, -15° down to +20° upward
MOUNTING	Rubber anti-vibration and 2.80/2.50-4 pneumatic tires rated for non-highway use	Rubber anti-vibration and 2.80/2.50-4 pneumatic tires rated for non-highway use
PARKING BRAKE SYSTEM	Over center, friction type brake. Hand deployed	Over center, friction type brake. Hand deployed
WEIGHT	117 lbs. (53 kg)	125 lbs. (57 kg)
DIMENSIONS		
HEIGHT (-15° DOWN, HANDLE STORED)	41" (1041 mm)	41" (1041 mm)
HEIGHT (+20° UPWARD)	35" (889 mm)	35" (889 mm)
LENGTH (FRAME IN HORIZONTAL POSITION)	28" (711 mm)	28" (711 mm)
WIDTH	24" (610 mm)	24" (610 mm)
FLOW RATES		
FREE AIR	4858 CFM (136 CMM)	9650 CFM (271 CMM)

Flow rates calibrated by Colorado Engineering Experiment Station in a chamber built in accordance to AMCA standard 210. Flow rates are nominal and subject to variances due to normal manufacturing tolerances. Compare testing procedure before comparing performance of competitive units. Published flow rates are to serve as a reference only. Test data has been interpolated to reflect standard atmospheric conditions. Contact the factory for a detailed test report.

Positive Pressure Ventilators are designed for portable air ventilation purposes only and are not intended for transporting liquid, semi-liquid, semi-solid or solid material. Unless properly marked with an independent agency listing, no air ventilation product manufactured by General Equipment Company is designed to be operated in a hazardous location or be used to transport a hazardous material as classified by the National Electric Code.

All specifications are general in nature and are not intended for specific application purposes. General Equipment Company reserves the right to make changes in design, engineering, or specifications and to add improvements or discontinue manufacture at any time without notice or obligation. Consult the applicable operator manual and support material before utilizing the product. Refer to OSHA 2207 and/or current revisions for specific safety information. Names depicted are the registered trademarks of their respective owners.



Blanchard Machinery Inc.
1890 N.E. 150 Street
North Miami Fla. 33181
bmisalz@aol.com
www.blanchardmachinery.net

1-800-330-4242

Fax: 305-949-0747